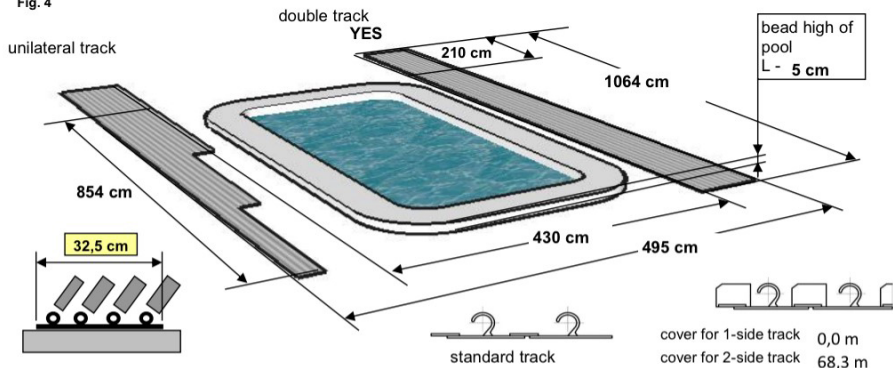


**Roofing dimensions**TYPE: **Compact K-4-430**

sheet no. 2

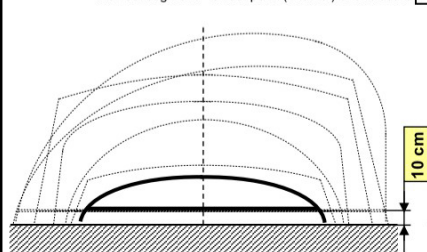
Fig. 4

Fig. 5 **LOW BROW-TYPE AND DOOR LOCATION**

with threshold	without threshold	other
0	0	0

Highest segment - upper point (external) of enclosure  
 Lowest segment - lowest point (internal) of enclosure

84  
66 cm



DOOR - NO

width - height - MAX.

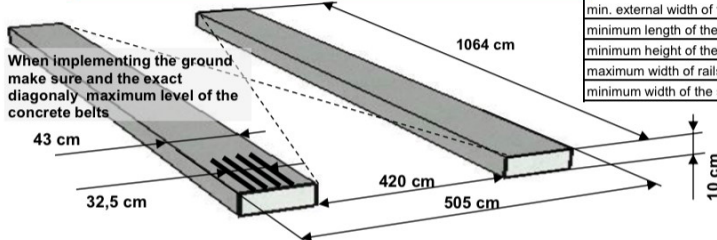
note:

DOOR

DOOR - NO

width - height - MAX.

note:

**Preparation of materials for tracks-concrete belts**

min. internal width of the sub-base	420 cm
min. external width of the sub-base	505 cm
minimum length of the sub-base	1064 cm
minimum height of the sub-base	10 cm
maximum width of rails	32,5 cm
minimum width of the sub-base	43 cm



group of

**Mountfield****ISO 9001**

date :  
**Mountfield a.s.**

sign